



HelpNow User Guide

What is Brainfuse?

Brainfuse is based in NYC and for over a decade, has developed and provided virtual learning solutions for schools, libraries, colleges, and universities. Our philosophy is anchored in adherence to high standards and user-centered technology to build a better educational experience for learners of diverse backgrounds. Brainfuse helps students and job seekers reach their goals by connecting them with qualified eTutors and job coaches anytime, anywhere. Users can also initiate and organize online meetings for peer-to-peer learning. The Brainfuse learning platform gives power to students and job seekers to manage outcomes better by seamlessly integrating the latest online technology.

Who are your tutors?

Brainfuse tutors are screened, trained, and managed directly by Brainfuse. Our tutors are recruited from a diverse tutoring pool and include a mix of professional tutors, retired instructors, graduate students and college faculty members. Only tutors with proven backgrounds in tutoring/teaching in their respective fields are hired by Brainfuse. Over 80% of tutors have a Master's degree or a Ph.D. in their field.

Brainfuse regularly reviews and updates its tutor recruiting, training and monitoring procedures to provide the highest possible online tutoring experience for students. We have a unique live monitoring system where tutor interaction with students is reviewed by a live monitor and immediate feedback is given for an ongoing professional development.



➤ SYSTEM REQUIREMENTS

Windows

- Windows 95 and above
- Active Internet connection

Mac

- Mac OS X and above
- Active Internet connection

➤ BRAINFUSE TECHNICAL SUPPORT

Send an email to support@brainfuse.com or call toll-free at 1-866-272-4638, Ext. 510.



Brainfuse HelpNow

Personalized eLearning


Brainfuse HelpNow is an all-in-one suite of tutoring services designed for a wide range of academic needs whether it's tackling a tough homework problem, mastering a particular topic, or writing a paper. HelpNow services include expert academic tutoring and self-study tools to empower users to study at their own pace or collaborate with peers and teachers. Students access live, on-demand academic help and state-aligned skills building lessons from expert tutors. With HelpNow, tutors and students communicate in real time in our online classroom by typing, drawing, and marking-up lessons and web content. Plus, students can use our secure file sharing feature in the writing lab to submit writing assignments to our writing tutors any time of the day. The Brainfuse full-service test center offers practice tests for all levels in math, reading, and writing as well as college preparatory tests - including the SAT.

English ▾







Home Expert Help ▾ Study ▾ Collaborate ▾ Adult Learners


  Brainfuse ▾

Tutors are available now







Expert Help

- 
Live Tutoring
 Live online help from expert tutors
- 
Writing Lab
 Expert online writing assistance
- 
SkillSurfer
 Live skills building and a library of lessons, videos, tests and more
- 
Send Question
 Send a question and receive an expert reply within 24 hours
- 
Language Lab
 Live help for language learners
- 
Featured Service
 Chess Tutoring - Connect with a tutor to sharpen your cognitive skills





Study

- 
LEAP Learning Platform
 Diagnostic test center with customized study plans, lessons, and live tutoring
- 
FlashBulb™
 Create and share flashcards, tests, and games
- 
eParachute
 Discover the college majors and careers that match your skills and interests.



Collaborate

- 
MEET™
 Schedule sessions with friends in our private virtual study room
- 
Brainwave™
 Create and share movie-like notes and ideas

❖ Expert Help

Experience personalized eLearning by connecting with a live tutor

- **Live Tutoring:** Students submit a question in our online classroom and receive live, one-on-one assistance from a Brainfuse tutor.
- **Writing Lab:** Our writing tutors help students become better writers by providing constructive feedback, and assistance usually within 24 hours of receiving a student's submission.
- **SkillSurfer:** Our skills building service helps students master a concept or skill through state aligned online lessons with a live tutor. HelpNow Skills Building has been designed for a variety of age groups and academic needs.
- **Send Question:** Students submit questions via our online form and a tutor will respond usually within 24 hours to the student's question.
- **Language Lab:** Students receive live online help with their Spanish language homework from our fluent Spanish-speaking tutors.

❖ Study

Powerful self-assessment and online learning tools

- **LEAP Learning Platform:** Diagnostic test center with detailed study plans, lessons and live tutoring.
- **FlashBulb:** Users can access and create interactive learning games, quizzes and flashcards.
- **eParachute:** Use eParachute to discover your strengths and unique talents to map out your future career.

❖ Collaborate




Form study groups, hold virtual office hours, work on class projects, and share knowledge with peers and instructors

- **Meet:** Schedule a live study group session with friends and instructors. Invitees receive the invite in their email inbox and simply click on the Meet link to join the organizer. Attendees need not be Brainfuse users.
- **Brainwave:** Record movie-like whiteboard sessions to store solutions to homework problems, class projects, or any other concepts that involve motion or sequencing.

Live Tutoring

Students submit a question in our online classroom and receive live, one-on-one assistance from a Brainfuse tutor.

English ▾

 [Home](#) [Expert Help ▾](#) [Study ▾](#) [Collaborate ▾](#) [Adult Learners](#)   [Brainfuse ▾](#)

Live Help

You are just moments away from connecting with a live instructor. Simply select your grade and subject from the drop-down menus.

-- Select Grade -- ▾

-- Select Subject -- ▾

tutoría en español

Get Live Help

Select Grade

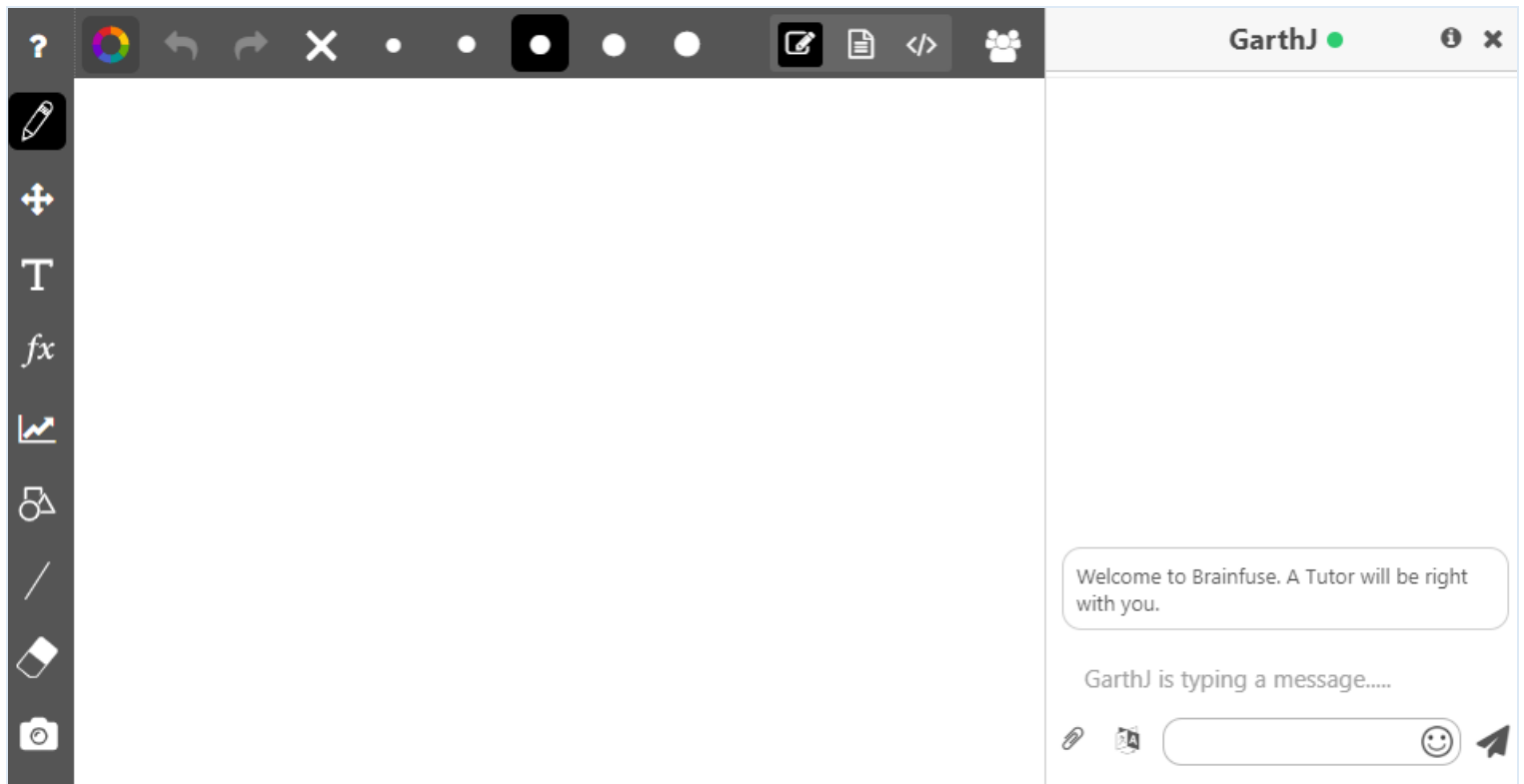
First, select the grade level.
(i.e. 3rd Grade)

Select Subject

Then, select the subject area under this topic that you would like to receive tutoring for.
(i.e. Math)

Finally, press [Get Live Help](#) and a live tutor will be with you shortly to assist you!

The Brainfuse Whiteboard: The Brainfuse Whiteboard provides you with a variety of tools to communicate with your tutor.



Whiteboard Tools: To take a tour of the whiteboard tools, click  in the upper-left corner of the whiteboard.



PEN: Write/draw with your mouse



EDIT: Move items on the whiteboard and resize any uploaded images



TEXT TOOL: Click on the Whiteboard to start typing. When you select the text tool, it will reveal the following text options:



SUPERSCRIPIT: Changes text into superscript



SUBSCRIPT: Changes text into subscript



PASTE: Paste text onto the Whiteboard

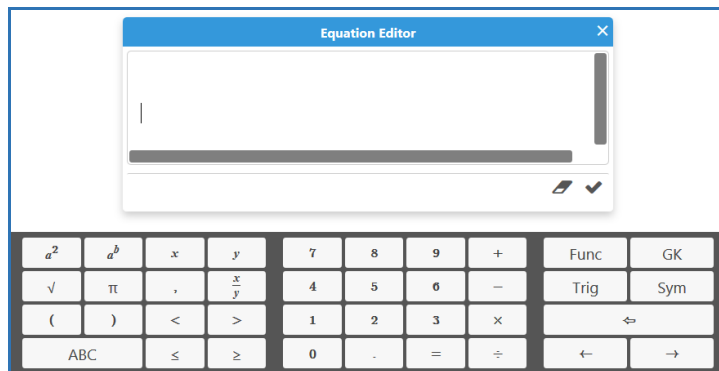


FONT: Change your font style and font size



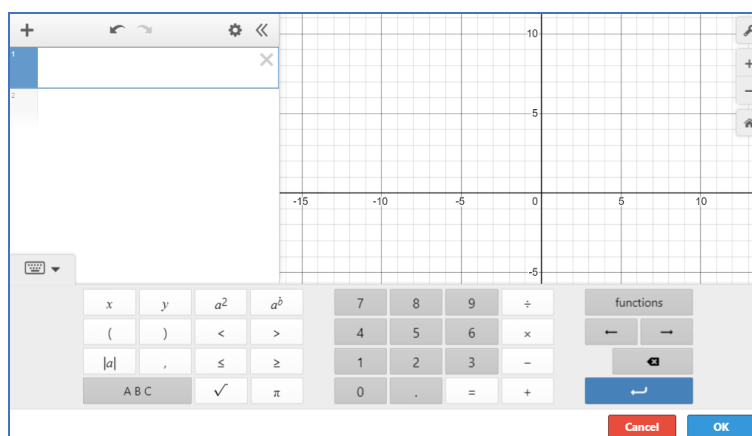
TYPE EQUATIONS WITH THE EQUATION EDITOR: The equation editor allows you to create mathematical equations, functions, and symbols in the available box. Click on the desired area of the Whiteboard where you want the equation to appear.

When you are finished, click .

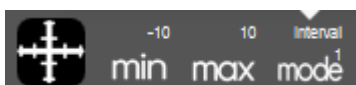
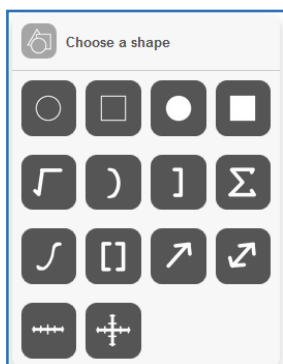


GRAPH WITH THE GRAPHING CALCULATOR: The Graphing Calculator allows you to create graphs and visualize functions.

Click on the desired area of the Whiteboard where you want the graph to appear. When you are finished, select .



SHAPES: Select a shape from the menu to draw it on the Whiteboard



NUMBER LINES AND GRAPHS: Select MIN, MAX and INTERVAL MODE to adjust the minimum, maximum and interval values

NUMBER LINES AND GRAPHS: Select MIN, MAX and INTERVAL MODE to



STRAIGHT LINE: Draw a straight line on the Whiteboard



ERASER: Erase items from the Whiteboard

Tool Customizations: Use the following options to customize the whiteboard tools to your preferences.



COLOR PALETTE: Select from the menu to change pen/text color



UNDO: Undo the last action



REDO: Reverse the last undo action



CLEAR: Clears the entire Whiteboard or the selected slide




SIZE OPTIONS: Change the size of the pencil or eraser

UNIQUE WORKSPACES: Use the following options to change the workspace during a live tutoring session.



WHITEBOARD : This is the default workspace. Use this workspace to access drawing functions, equation features, and uploaded files. Any work in this space will be saved if you navigate to another workspace. Select this icon to return to the whiteboard workspace.



TEXT EDITOR: This is a text editing workspace. Any work in this space will be saved if you navigate to another workspace. Select this icon to return to the text editor workspace at any time. The options available in the text editor are below.



TEXT CUSTOMIZATIONS Change the appearance of your text by selecting your font type, font size color, and text appearance.



TEXT ALIGNMENT: Change the alignment of your text by selecting your outline type, indentation, and alignment style.



UNDO & REDO: Undo or Redo the last action within the text editor



CODE EDITOR: This is a code editing workspace. Any work in this space will be saved if you navigate to another workspace. Select this icon to return to the code editor workspace at any time. The options available in the code editor are below.



VIEW FILES: Hides or expands the file list in your code editor.



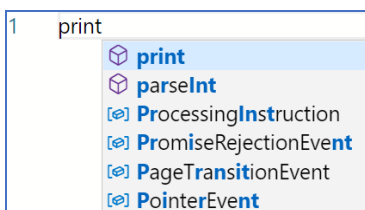
ADD FILE: Add a file to your code editor. Save your file with the appropriate programming language file extension in order to enable code help and completion while working in your file. Multiple files can be saved in the code editor workspace at one time.



EDIT FILE NAME: Edit the selected file name. If you change the programming language file extension, the code help and code completion will automatically update to reflect the new code.



REMOVE FILE: Delete the selected file from your code editing workspace



CODE COMPLETION: Working within a file that is saved with a valid programming language file extension will provide code completion assistance.

Communication Tools: Use the following options to review and change the way you communicate during your live tutoring session.



SNAP-N-SEND: Snap-N-Send enables you to scan documents or handwritten notes and send it to the Brainfuse Whiteboard during a tutoring session. To use Snap-N-Send, simply download the Brainfuse Mobile App (iOS or Android versions) and follow the instructions to log into your Brainfuse account. During a tutoring session, select the Snap-n-Send feature from the mobile app, scan the desired material with your mobile device, and it will appear on your whiteboard.



PARTICIPANTS: View the participants active in the current live tutoring session



FILE UPLOADS: View the files already uploaded to the whiteboard. If more than two files have been uploaded, the first file can be accessed through the drop-down option in order to add it to the whiteboard again.



CHAT TRANSLATE: Choose the language you want the chat to appear in. This tool allows you to chat with your tutor in any language.



UPLOAD FILES TO SHARE WITH TUTOR: Click on the Upload button (bottom left of the Chat Box) to upload images, papers, or other assignments to work on them in real time with your tutor.

Skillsurfer

Skillsurfer is an e-Learning service that helps students master a concept or skill through state aligned online lessons with a live tutor.

SkillSurfer

Need extra help?

Send Question
Get Live Help

Home > Upper Elementary School > Grade 3 Math

Grade 3 Math

Grade 3 Math

Grade 3 Math Practice Tests

Grade 3 Math Practice Test 1

Grade 3 Math Practice Test 2

Grade 3 Math Practice Test 3

Grade 3 Math Practice Test 4

Grade 3 Math Practice Test 5

Grade 3: Find Unknown Numbe...

Grade 3: Find Patterns in Additi...

Grade 3: Multiplication

Grade 3: Multiplication in Real ...

Grade 3: Patterns in Multiplacati...

Grade 3: Division

Grade 3: Division in Real Life

Grade 3: Multi-Step Word Probl...

Operations and Algebraic Thinking

Commutative Property of Addi...

Associative Property of Addition

Multiplication as Repeated Ad...

Modeling Multiplication

Multiply by 2, 3, or 4

Multiply by 5, 6, or 7

Multiply by 8, 9, or 10

Multiply by 0 or 1

Modeling Division

Problem Solving with Multipl...

Multiplication and Division Eq...

Properties of Multiplication

Commutative Property of Mult...

Associative Property of Multipl...

Associative Property of Multipl...

Division Rules for 0 and 1

Factors in Multiplication and D...

Use a Multiplication Table to Fi...

Learn Ways to Multiply and Di...

Multiply and Divide Facts to Ten

Choose an Operation to Solve ...

Solve Problems with Addition ...

Solve Multi-Step Problems

Work Backward to Solve a Pro...

Use a Letter to Stand for a Qu...

Order of Operations

Arithmetic Patterns

Solve Problems by Finding a P...

Number and Operations

Click on [Skillsurfer](#) on the main menu on the Brainfuse homepage.

Select a subject. Each subject is further divided into subcategories. Choose a subcategory to view its lesson videos and notes.

Need extra help?

Send Question

Home > College > Statistics > Data Displays > Describing Data Graphically

Describing Data Graphically


Sometimes the best way to describe data is by using tables and graphs. Tables and graphs give you a quick way to visualize the entire data set, without reducing it down to just a few descriptive numbers. There are different ways to describe categorical data versus numerical data.

Categorical Displays:

Pie chart: This type of graph displays a wedge for each category of responses. This type of chart is best used when there are only a few types of categories. In order to draw a pie chart, you must first calculate a category's relative frequency and multiply that by 360°. Why 360°? Because a pie chart is drawn using a circle and there are 360° in a circle.

Relative Frequency: $\frac{\text{How many times something occurred}}{\text{Total number of occurrences}} = \%$

Pet Ownership by Type



Pet Type	Percentage
Snake	8%
None	13%
Mice	13%
Fish	18%
Dog	21%
Cat	27%

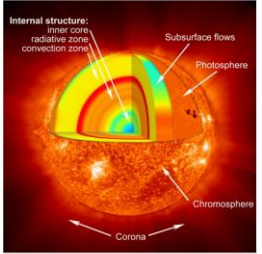
Need extra help?

Send Question

Home > Middle School > Grade 6 Science > Earth and Space Science > The Sun's Layers

The Sun's Layers

The sun has an interior and three layers of atmosphere.



Characteristics of the sun: The sun is a ball of glowing gas with a very high mass. The high mass produces gravity that is the strongest force in the solar system. The sun makes up 98% of the mass of the solar system. About three fourths of the sun's mass is hydrogen, one fourth is


View online lesson videos or read lesson notes to learn a new skill or review a previously learned concept. [Skillsurfer](#) learning content is always available, so feel free to return and continue where you left off.



Writing Lab & Send Question

Brainfuse HelpNow is the *first* service of its kind to offer live and offline writing assistance:

The Writing Lab and the Send Question options give users the freedom to receive assistance at any time of the without the need to connect to a live tutor. Users can submit papers through the Writing Lab for a detailed feedback. Send Question option is for non-writing assignments such as math or science. All reviews and comments from our tutors are found and stored in the Message Center which is found on the student homepage.

- **Live Writing Assistance** (For immediate help) – Our tutors provide live help throughout the various stages of the writing process to help students with organizational structure, fluency, and coherence of ideas and style.
- **Writing Lab** (For more detailed help) – Students submit their writing through the Writing Lab. Our writing tutors will return the document with detailed, constructive comments usually within 24 hours. The purpose of this service is not to write or edit papers for students but to serve as a sounding board in order to help students better organize and present their thoughts. Our writing experts are trained to guide you in your writing, focusing on voice, word choice, grammar, content, sentence variety, and organization.


[Home](#)
[Expert Help](#)
[Study](#)
[Collaborate](#)
[Adult Learners](#)



[Brainfuse](#)

Writing Lab

Expert online writing assistance.

- ### 1. Attach your document

It is our policy to not disclose any personal or confidential information to third parties. This policy notwithstanding, please do not submit any information that is personal and confidential, such as last names, phone numbers, and email or home addresses.

From Computer
 From CloudPack
 From Whiteboard

no file selected
Upload File

Maximum size 5 MB
 Valid format: .doc/.html/.txt/.xls/.pdf/.jpg/.gif/.docx/.ppt/.pptx/.rtf/.pptm/.png/.xlsx/.htm/.html
- ### 2. Add comments

Add any information that you think our writing expert should know before reviewing your paper.
- ### 3. Upload your document

This process may take a while depending on the size of your file and your connection speed.

Submit
- ### 4. Receive your results

Check your [Message Center](#) for our response (usually within one business day).

Leap Learning Platform

Leap is a diagnostic test center with customized study plans, lessons and live tutoring

The screenshot shows the LEAP platform interface. At the top, there is a navigation bar with links for Home, Expert Help, Study, Collaborate, and Adult Learners. On the right, there is a notification icon with a red '1' and a 'Brainfuse' dropdown menu. Below the navigation bar, the word 'LEAP' is prominently displayed. A paragraph explains that LEAP helps build academic skills through targeted lessons, quizzes, and live tutoring, and that it creates a learning plan based on a skills assessment. Below this, there is a section titled 'Pending Courses' which contains a table with two columns: 'Course' and 'Begin Course'. The table lists 12 different practice tests, each with a circular arrow icon in the 'Begin Course' column.

Course	Begin Course
ACT English Practice Test 01	
ACT English Practice Test 02	
ACT Math Practice Test 01	
ACT Math Practice Test 02	
ACT Reading Practice Test 02	
ACT Science Practice Test 01	
ACT Science Practice Test 02	
College Readiness Basic Math 1	
College Readiness Basic Math 2	
College Readiness Math 1	
College Readiness Math 2	
College Readiness Reading and Writing Strategies 1	

Click on the **LEAP** icon from the main menu on the Brainfuse homepage and select a practice test (shown above).

The screenshot shows the 'College Readiness Writing Test' progress chart. It features a title 'College Readiness Writing Test' and a 'View Results' link. Below the title, a paragraph explains that the learning plan helps master academic skills through lessons, quizzes, and live tutoring. The chart is a horizontal bar chart with two columns: 'Skill' and 'Progress'. The skills and their progress percentages are: Sentence Structure (9%), Parts of Speech (18%), Sentence Revision (33%), Writing With Computers (75%), and Writing Paragraphs (50%).

Skill	Progress
Sentence Structure	9 %
Parts of Speech	18 %
Sentence Revision	33 %
Writing With Computers	75 %
Writing Paragraphs	50 %

The screenshot shows the 'College Readiness Writing Test' lesson list. It features a title 'College Readiness Writing Test' and a 'View Results' link. Below the title, a paragraph explains that the learning plan helps master academic skills through lessons, quizzes, and live tutoring. The list contains several items, each with a status indicator (Completed or Not Completed) and a description of the item. The items are: Order of Operations: Parts of Speech (Not Completed), Lesson - Adjectives and Adverbs (Completed), Adjectives and Adverbs Lesson-Quiz Reading (Not Completed), Subject Verb Agreement (Not Completed), Pronoun Agreement Lesson-Quiz College Writing (Completed), Noun/Pronoun Agreement (Not Completed), Mini Quiz - Nouns and Pronouns College Writing (Not Completed), Using Pronouns - Key Concepts (Not Completed), and Mini Quiz - Verbs and Verb Tense Reading (Not Completed).

Item	Status
Order of Operations: Parts of Speech	Not Completed
Lesson - Adjectives and Adverbs	Completed
Adjectives and Adverbs Lesson-Quiz Reading	Not Completed
Subject Verb Agreement	Not Completed
Pronoun Agreement Lesson-Quiz College Writing	Completed
Noun/Pronoun Agreement	Not Completed
Mini Quiz - Nouns and Pronouns College Writing	Not Completed
Using Pronouns - Key Concepts	Not Completed
Mini Quiz - Verbs and Verb Tense Reading	Not Completed

After completing the practice test, the list of targeted lessons, videos and mini quizzes appears along with the individualized progress chart.

Each time a lesson, quiz or a video is viewed and checked off as completed, the colors on the chart will change to show progress. To redo the practice test or any of the mini quizzes, click on the **My Tests** link found at the top of the page.

My Account

My Account is your personal Brainfuse profile and contains all past live tutoring sessions, questions/papers and tests taken. You can also view your scheduled MEET sessions here.

The screenshot displays the Brainfuse user interface. At the top right, there is a language selector set to 'English'. Below this is a navigation bar with links for 'Home', 'Expert Help', 'Study', 'Collaborate', and 'Adult Learners'. On the right side of the navigation bar, there is a notification icon with a red '1', a menu icon, and the 'Brainfuse' logo. A dropdown menu is open, listing the following options: 'My Account', 'My Past Sessions', 'My Message Center', 'My Tests', 'My Calendar', 'My Brainwaves', 'My CloudPack', and 'Logout'. Below the navigation bar, a blue banner reads 'Tutors are available now'. The main content area is divided into three columns. The left column is titled 'Expert Help' and includes 'Live Tutoring', 'Writing Lab', 'SkillSurfer', 'Send Question', 'Language Lab', and 'Featured Service'. The middle column is titled 'Study' and includes 'LEAP Learning Platform', 'FlashBulb™', and 'eParachute'. The right column is partially visible and includes 'MEET™' and 'Brainwave™'.

- **My Past Sessions:** A record of all previous live tutoring sessions. From this page, you can replay and e-mail your sessions to others.
- **My Message Center:** A record of all questions/papers sent to the Writing Lab and received from Brainfuse tutors.
- **My Tests:** All practice tests taken, along with the scores can be found here.
- **My Calendar:** Scheduled MEET sessions with live tutors can be found here.
- **My Brainwaves:** All of the Brainwaves that you created are shown here. You can also use the Brainwave library where you can search for an existing Brainwave on a particular problem or a question created by other Brainwave users.
- **My CloudPack:** Create files or upload images, links, documents and load them onto the whiteboard.

Questions?



info@brainfuse.com



1-866-BRAINFUSE